



ROBOTICS
First Coding

fischertechnik GmbH
Klaus-Fischer-Str. 1
72178 Waldachtal
Germany
Phone: +49 74 43/12-43 69
Fax: +49 74 43/12-45 91
info@fischertechnik.de
www.fischertechnik.de

www.fischertechnik.de

185597 · 02/22 · Co · Printed in Germany · Technische Änderungen vorbehalten · Subject to technical modifications



ROBOTICS
First Coding

Bauanleitung
Assembly instruction
Instructions de montage
Bouwhandleiding
Instrucciones de construcción

Manual de montagem
Istruzioni di montaggio
Инструкция по сборке
安装说明书

MODELS

3

■ Software und spannende Abenteuer:

Auf dem fischertechnik eLearning Portal findest du:

- Installationshinweise zur First Coding App
- Erste Schritte und weiterführende Informationen
- Spannende Abenteuer für deine Roboter

Link zum eLearning Portal: <https://www.fischertechnik.de/elearning-firstcoding>

■ Software and exciting adventures:

On the fischertechnik eLearning portal, you will find:

- Installation information for the First Coding App
- First steps and further information
- Exciting adventures for your robots

Link to the eLearning portal: <https://www.fischertechnik.de/elearning-firstcoding>

■ Des logiciels et une aventure passionnante:

Sur le portail de eLearning fischertechnik, vous trouverez:

- Consignes d'installations pour l'application First Coding
- Premiers pas et autres informations
- Des aventures passionnantes pour votre robot

Lien vers le portail de eLearning: <https://www.fischertechnik.de/elearning-firstcoding>

■ Software en spannende avonturen:

Op het fischertechnik eLearning-portaal vindt je:

- instructies voor de installatie van de First Coding-app
- De eerste stappen en uitgebreide informatie
- Spannende avonturen voor jouw robots

Link naar het eLearning-portaal: <https://www.fischertechnik.de/elearning-firstcoding>

■ Software y aventuras emocionantes:

En el portal eLearning de fischertechnik encontrarás:

- Instrucciones de instalación de la aplicación First Coding
- Primeros pasos e información para avanzar
- Emocionantes aventuras para tus robots

Enlace al portal eLearning: <https://www.fischertechnik.de/elearning-firstcoding>

**■ Software e aventuras emocionantes:**

No portal de aprendizagem virtual da fischertechnik, você encontra:

- Instruções de instalação para o App First Coding
- Primeiros passos e informações de instrução adicionais
- Aventuras emocionantes para seus robôs

Link para o portal de aprendizagem virtual: <https://www.fischertechnik.de/elearning-firstcoding>

■ Software e avventure entusiasmanti:

Sul portale di eLearning di fischertechnik puoi trovare:

- Istruzioni di installazione della First Coding App
- Primi passi e ulteriori informazioni
- Avventure entusiasmanti per i tuoi robot

Link al portale di e-learning: <https://www.fischertechnik.de/elearning-firstcoding>

■ Программы и захватывающие приключения:

на обучающем интернет-портале fischertechnik ты найдешь:

- Инструкции по установке приложения First Coding
- Первые шаги и подробную информацию
- Захватывающие приключения для твоих роботов

Ссылка на обучающий интернет-портал: <https://www.fischertechnik.de/elearning-firstcoding>

■ 软件和激动人心的奇妙之旅：

在 fischertechnik eLearning 在线学习门户网站上，您可以发现：

- First Coding 应用程序的安装提示
- 前几个步骤和进一步的信息
- 利用您的机器人开启激动人心的奇妙之旅

eLearning 在线学习门户网站的链接：<https://www.fischertechnik.de/elearning-firstcoding>






Bob

6



Lilly

22



Gary

43

Einzelteilübersicht
Spare parts list
Liste des pièces détachées

	31 010 4 x
	31 124 3 x
	31 913 2 x
	31 981 4 x
	31 983 2 x
	32 064 1 x

Onderdelenoverzicht
Lista da piezas
Resumo de peça individual

	32 085 1 x
	32 627 2 x
	32 913 2 x
	34 995 2 x
	35 049 2 x
	35 404 1 x

Singoli componenti
Перечень деталей
零件概览

	36 573 1 x
	37 237 3 x
	37 238 1 x
	37 468 2 x
	38 241 1 x
	38 428 1 x


	38 464 1 x
	116 252 2 x
	154 452 2 x
	161 691 2 x
	163 200 2 x
	163 201 3 x

	163 204 4 x
	172 809 2 x
	183 268 1 x
	189 521 1 x
	189 728 1 x


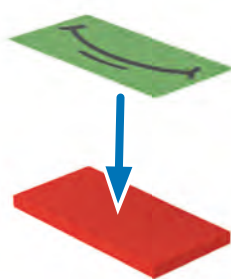
Montagetipps
Tips for assembly
Tuyaux pour le montage



Montagetipps
Consejos para el montaje
"Dicas" para montagem



Consigli per il montaggio
Советы по сборке
装配建议



3x AAA
 Batterien sind nicht Inhalt der Packung
 Batteries not included
 Batteries non comprise
 De batterijen wordt niet meegeleverd
 As baterias não é o conteúdo da embalagem
 La batteria non è inclusa nella confezione
 Батарея в комплект не входит
 包装中不含电池

Sicherheitshinweise
Safety Information
Consignes de sécurité

Veiligheidsrichtlijnen
Indicaciones de seguridad
Observações sobre segurança

Informazioni per la sicurezza
Указания по технике безопасности
安全指南

- Nicht wiederaufladbare Batterien dürfen nicht geladen werden
- Aufladbare Batterien dürfen nur von Erwachsenen geladen werden
- Aufladbare Batterien sind aus dem Batteriehalter herauszunehmen, bevor sie geladen werden.
- Batterien müssen mit der richtigen Polarität eingelegt werden.
- Leere Batterien müssen aus dem Spielzeug herausgenommen werden
- Die Anschlussklemmen dürfen nicht kurzgeschlossen werden.
- Verbrauchte Batterien dem Sondermüll zuführen.
- Drähte nicht in Steckdose einführen!

- Do not attempt to charge NON-rechargeable batteries.
- Rechargeable batteries are only to be charged by adults.
- Take rechargeable batteries out of the battery tray before charging them.
- Insert batteries with the correct polarity.
- Remove dead batteries from the toy.
- Do not short circuit the connecting terminals!
- Discard spent dry cells at special waste disposal centre.
- Do not insert the wires into an outlet!

- Il est interdit de recharger des piles qui ne sont pas des accumulateurs
- Le chargement des accumulateurs doit toujours se faire par des adultes
- Retirer les accumulateurs du support de pile avant de les recharger.
- Veiller à la polarité correcte lors de la mise en place des piles.
- Retirer impérativement les piles ou accumulateurs vides du jouet.
- Il est interdit de court-circuiter les bornes de raccordement.
- Jeter les piles usagées dans un conteneur spécial réservé à cet effet.
- Ne pas introduire les fils dans une prise !

- Niet-oplaadbare batterijen mogen niet worden opgeladen.
- Oplaadbare batterijen mogen uitsluitend door volwassenen worden opgeladen.
- Oplaadbare batterijen moeten uit de batterijhouder worden verwijderd, voordat deze worden opgeladen.
- De batterijen moeten met de juiste polariteit worden geplaatst.
- Lege batterijen moeten uit het speelgoed worden verwijderd.
- De aansluitklemmen mogen niet worden kortgesloten.
- Afleveren gebruikte batterijen bij het klein chemisch afval (KCA).
- Geen draden in de contactdoos steken!

- Las pilas no recargables no pueden ser cargadas
- Las pilas recargables sólo pueden ser cargadas por un adulto
- Las pilas recargables deben ser extraídas del compartimiento de pilas antes de que sean cargadas.
- Las pilas deben ser colocadas con la polaridad correcta.
- Las pilas descargadas deben ser extraídas del juguete
- Los bornes de conexión no pueden ser puestos en cortocircuito.
- Retirar las baterías viejas, desechándolas en un depósito de basuras especiales.
- No introducir hilos en la toma de corriente!

- Pilhas não recarregáveis não devem ser novamente carregadas.
- Pilhas recarregáveis somente devem ser recarregadas por adultos.
- Pilhas recarregáveis devem ser retiradas do compartimento de pilhas antes de serem carregadas.
- As pilhas devem ser colocadas com a polaridade correta.
- As pilhas descarregadas devem ser retiradas do brinquedo.
- Os terminais de conexão não devem ser curto-circuitados.
- Eliminar as baterias esgotadas como desperdício perigoso
- Nunca introduzir fios na tomada!

- Le batterie non ricaricabili non devono essere ricaricate
- Le batterie ricaricabili devono essere ricaricate da persone adulte
- Le batterie ricaricabili si devono estrarre dal supporto prima di ricaricarle.
- Le batterie si devono inserire rispettando la polarità.
- Togliere le batterie dal giocattolo quando sono scariche
- I morsetti di allacciamento non devono essere cortocircuitati.
- Smaltire le batterie usate negli appositi contenitori per la raccolta differenziata.
- Non inserire i fili nella presa elettrica.

- Не пытайтесь заряжать непerezаряжаемые батарейки.
- Зарядку перезаряжаемых аккумуляторов разрешается выполнять только взрослым.
- Перед зарядкой перезаряжаемых аккумуляторов извлеките их из аккумуляторного отсека.
- При установке аккумуляторов на место соблюдайте полярность.
- Разряженные батарейки необходимо извлечь из игрушки.
- Не замыкайте накоротко соединительные клеммы.
- Использованные батареи утилизировать как спецотходы.
- Не вставляйте в розетку провода!

- 不得给非充电电池充电
- 只允许由成年人给充电电池充电
- 在充电前必须将充电电池从电池夹中取出。
- 必须按照正负极正确放入电池。
- 必须从玩具中取出没有电的电池
- 接线柱不允许被短路。
- 用完了的电池应作为特种垃圾处理。
- 禁止将金属丝插入插座！

Sicherheitshinweise
Safety Information
Consignes de sécurité

Veiligheidsrichtlijnen
Indicaciones de seguridad
Observações sobre segurança

Informazioni per la sicurezza
Указания по технике безопасности
安全指南

- Alle Einzelteile, insbesondere bewegliche Teile sind falls notwendig zu warten und zu reinigen.
- All components, especially moving parts, should be maintained and cleaned as necessary.
- Toutes les pièces détachées et en particulier les pièces mobiles, sont, si nécessaire, à entretenir et à nettoyer.
- Alle onderdelen, vooral de bewegende delen, kunnen, indien noodzakelijk, onderhouden en gereinigd worden.
- Es necesario limpiar y mantener en buen estado todas las diferentes piezas especialmente las piezas móviles.

- Caso necessário, todas as peças individuais, especialmente peças móveis, tem que ser submetidas à manutenção e ser limpadas.
- Se necessario, tutti i singoli componenti, soprattutto le parti mobili, si devono eventualmente sottoporre a manutenzione e pulizia.
- Все детали, особенно подвижные, требуют ухода и чистки.
- 必要时应保养和清洁所有零件，尤指运动部件。



Hinweise zum Umweltschutz / Instructions for Environmental Protection / Remarques de protection de l'environnement / Bescherming van het milieu / Notas con respecto a la protección del medio ambiente / Instruções para a proteção do meio ambiente / Indicazioni sulla tutela ambientale / Указания по охране окружающей среды / 有关环保的提示：

www.fischertechnik.de/environment

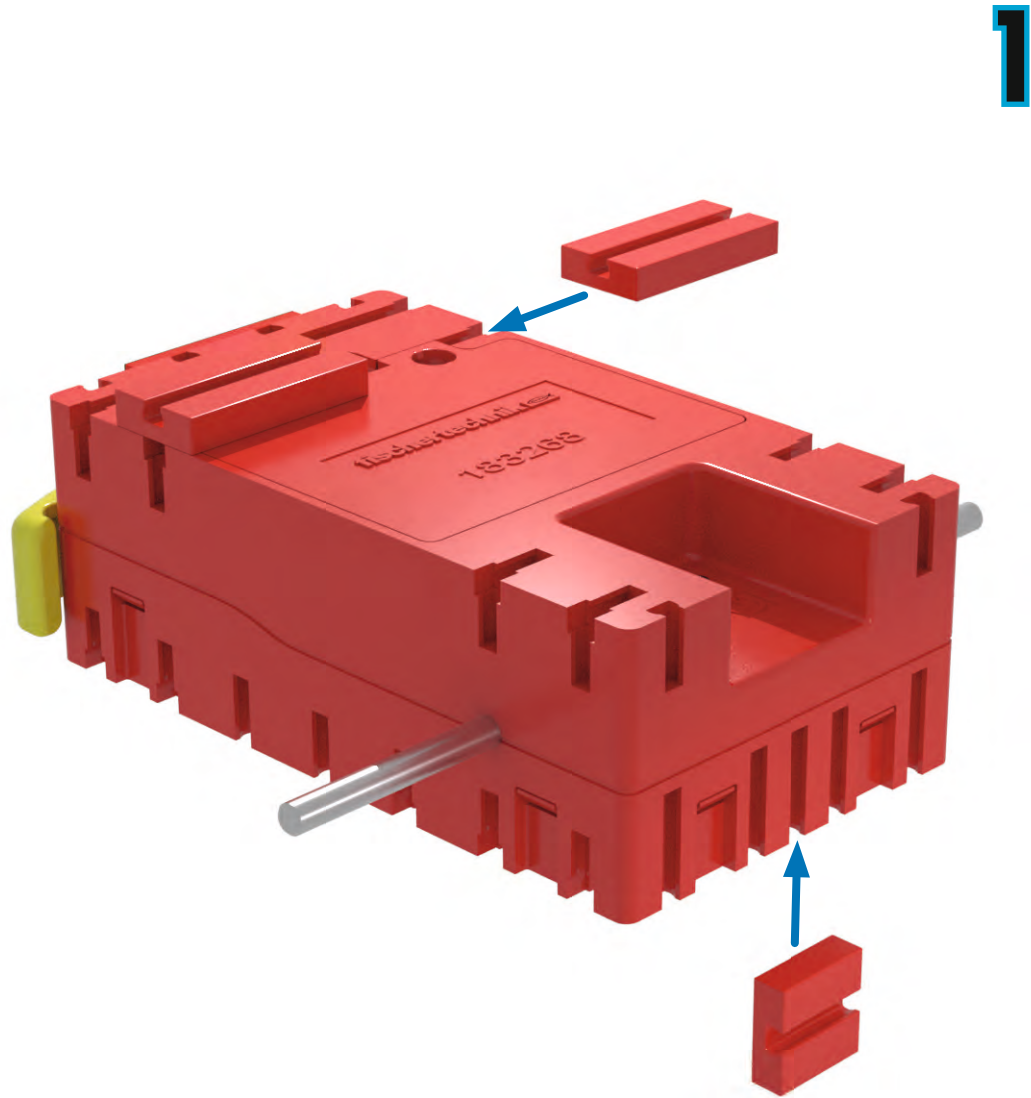
- **EU-Konformitätserklärung:**
Hiermit erklärt die fischertechnik GmbH, dass das „**Roboter Chassis, Art.-Nr. 183268**“ der Richtlinie 2014/53/EU entspricht. Der vollständige Text der EU-Konformitätserklärung ist unter der folgenden Internetadresse verfügbar:
www.fischertechnik.de/elearning-earlycoding
- **EU Declaration of Conformity:**
fischertechnik GmbH hereby declares that the „**Robot chassis, item no.183268**“ complies with Directive 2014/53/EU. The complete text for the EU Declaration of Conformity can be found at the following Internet address:
www.fischertechnik.de/elearning-earlycoding
- **Déclaration de conformité européenne:**
La société fischertechnik GmbH déclare par la présente que le « **Châssis de robot, art. n° 183268** » est conforme à la directive 2014/53/CEE. Vous trouverez le texte intégral de la déclaration de conformité européenne sur Internet à l'adresse suivante :
www.fischertechnik.de/elearning-earlycoding
- **EU-conformiteitsverklaring:**
Hiermee verklaart de fischertechnik GmbH, dat de „**Robot chassis, art.-nr. 183268**“ aan de richtlijn 2014/53/EU voldoet. De volledige tekst van de EU-conformiteitsverklaring is op het volgende internetadres beschikbaar:
www.fischertechnik.de/elearning-earlycoding
- **Declaración UE de conformidad:**
Por la presente, fischertechnik GmbH declara que el „**Chasis de robot, núm. de art. 183268**“ cumple la directiva 2014/53/UE. El texto integral de la declaración UE de conformidad está disponible en la dirección de Internet siguiente:
www.fischertechnik.de/elearning-earlycoding
- **Declaração de conformidade da CE:**
Por essa, a fischertechnik GmbH declara que o „**Chassis robotizado, art.no. 183268**“ corresponde à Diretiva 2014/53/CE. O texto completo da declaração de conformidade da CE está disponível no seguinte endereço da Internet:
www.fischertechnik.de/elearning-earlycoding
- **Dichiarazione di conformità UE:**
con la presente la fischertechnik GmbH dichiara che il „**Telaio del robot, num. art. 183268**“ è conforme alla direttiva 2014/53/UE. Il testo completo della dichiarazione di conformità è disponibile al seguente indirizzo Internet: www.fischertechnik.de/elearning-earlycoding




- Werde Mitglied im kostenlosen fischertechnik Fan Club und nutze die Vorteile. Melde dich hierzu einfach unter **www.fischertechnik.de/FanClub** an.
- Become a member of the free fischertechnik fan club and take advantage of the benefits. Simply register at **www.fischertechnik.de/FanClub**
- Deviens membre du Fan club fischertechnik gratuit et profite de nombreux avantages. Il suffit de t'inscrire sur **www.fischertechnik.de/FanClub**.
- Word lid van de gratis fischertechnik Fan Club en maak gebruik van de voordelen. Meldt u hiervoor aan op **www.fischertechnik.de/FanClub**.
- Hazte miembro del club de aficionados gratuito de fischertechnik y disfruta de todas las ventajas. Regístrate en **www.fischertechnik.de/FanClub**.
- Torne-se um membro do fã-clube gratuito da Fischertechnike aproveite-a. Basta registrar-se em **www.fischertechnik.de/FanClub**.
- Diventa membro del fan club gratuito di fischertechnik e sfrutta tutti i vantaggi. Basta registrarsi a **www.fischertechnik.de/FanClub**.
- Стань членом бесплатного фан-клуба fischertechnik и пользуйся преимуществами. Для этого просто зарегистрируйся по адресу **www.fischertechnik.de/FanClub**.
- x免费加入慧鱼粉丝俱乐部 (fischertechnik Fan Club) 会员，即刻享受会员福利。只需前往 **www.fischertechnik.de/FanClub** 完成注册即可。




Bob




2

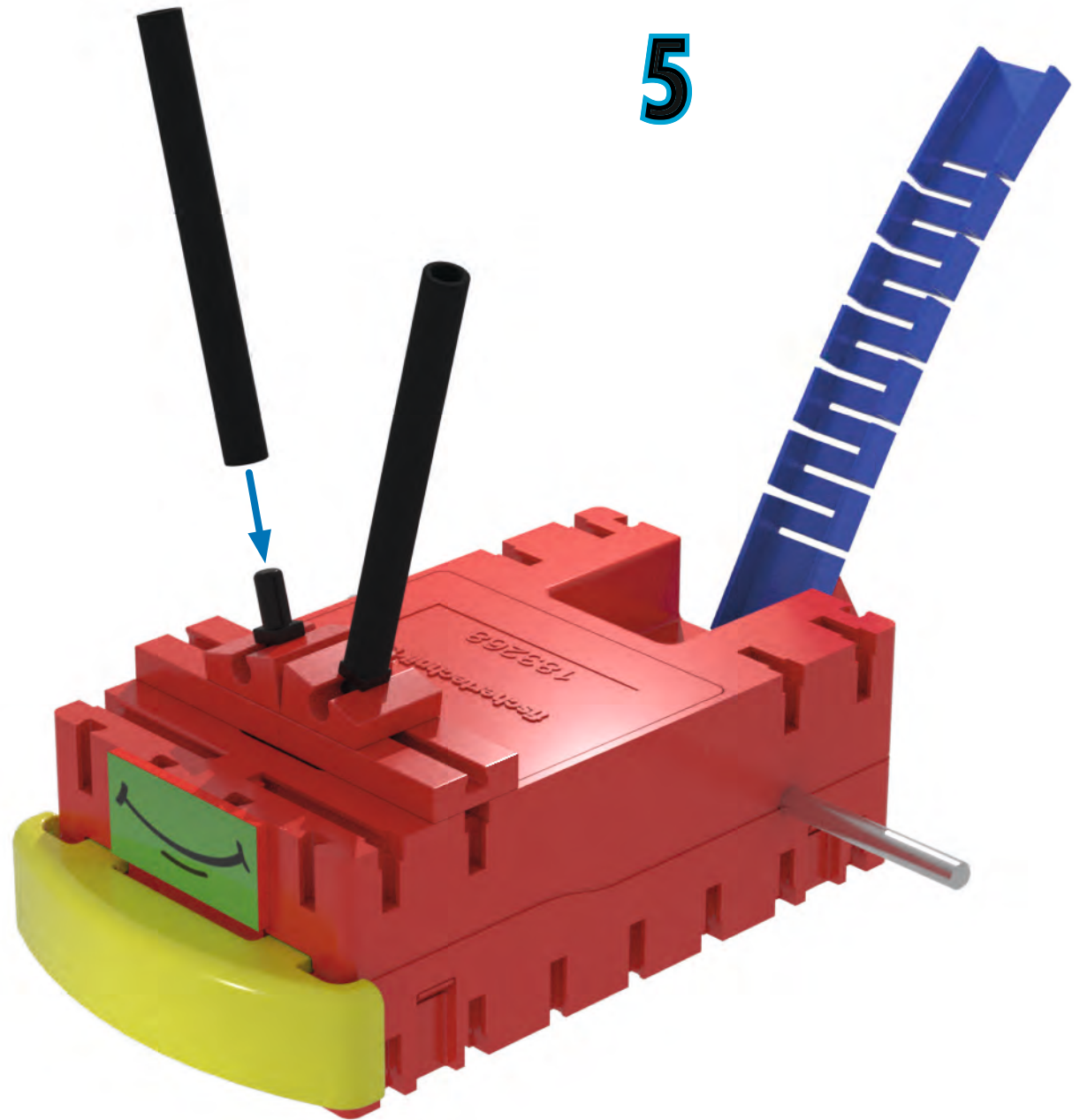


3




4




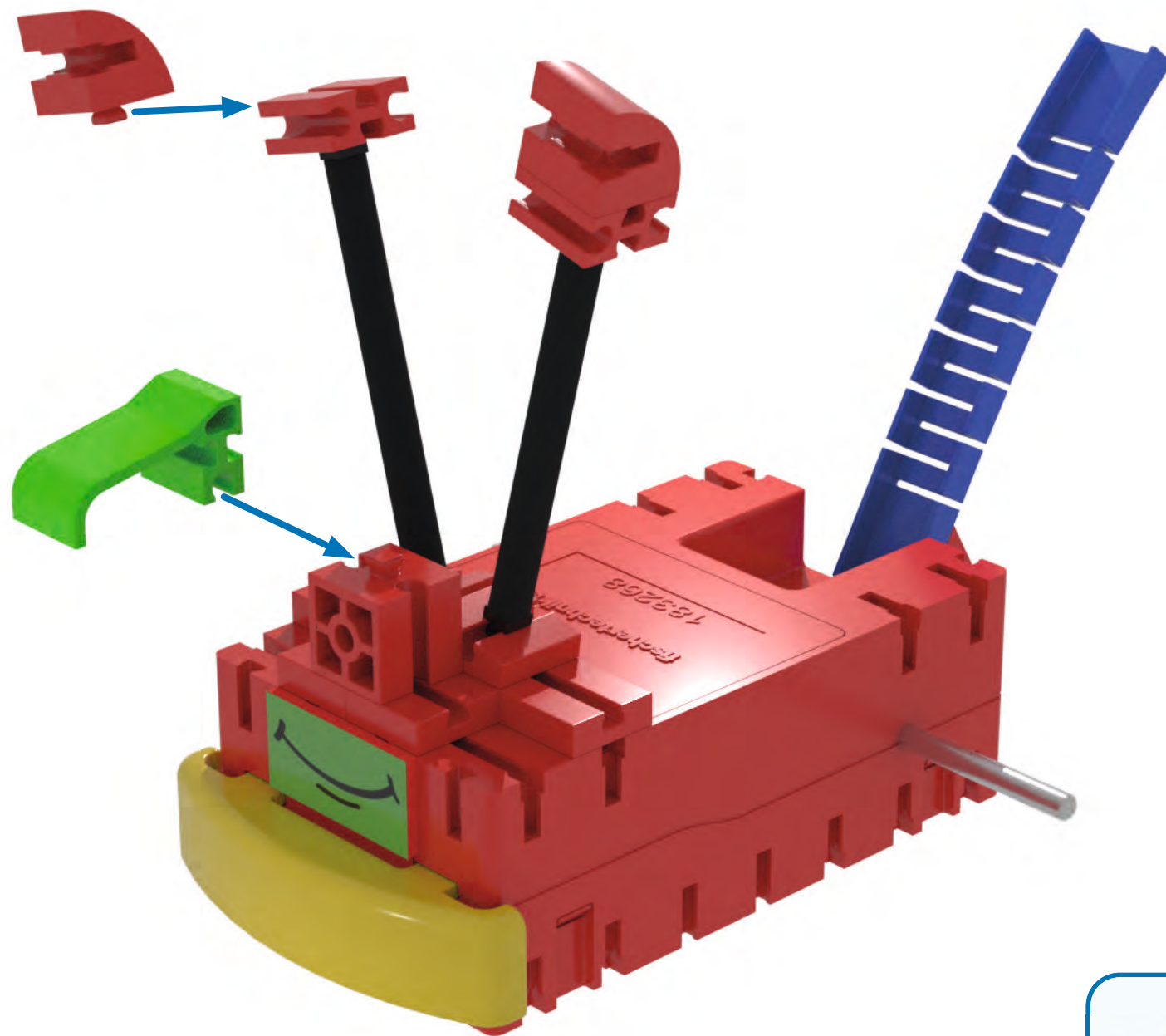


6




7







8



9







10




11




12







13

14







"FIRST CODING APP"
FOR ANDROID & iOS




[https://www.fischertechnik.de/
elearning-firstcoding](https://www.fischertechnik.de/elearning-firstcoding)




Lilly


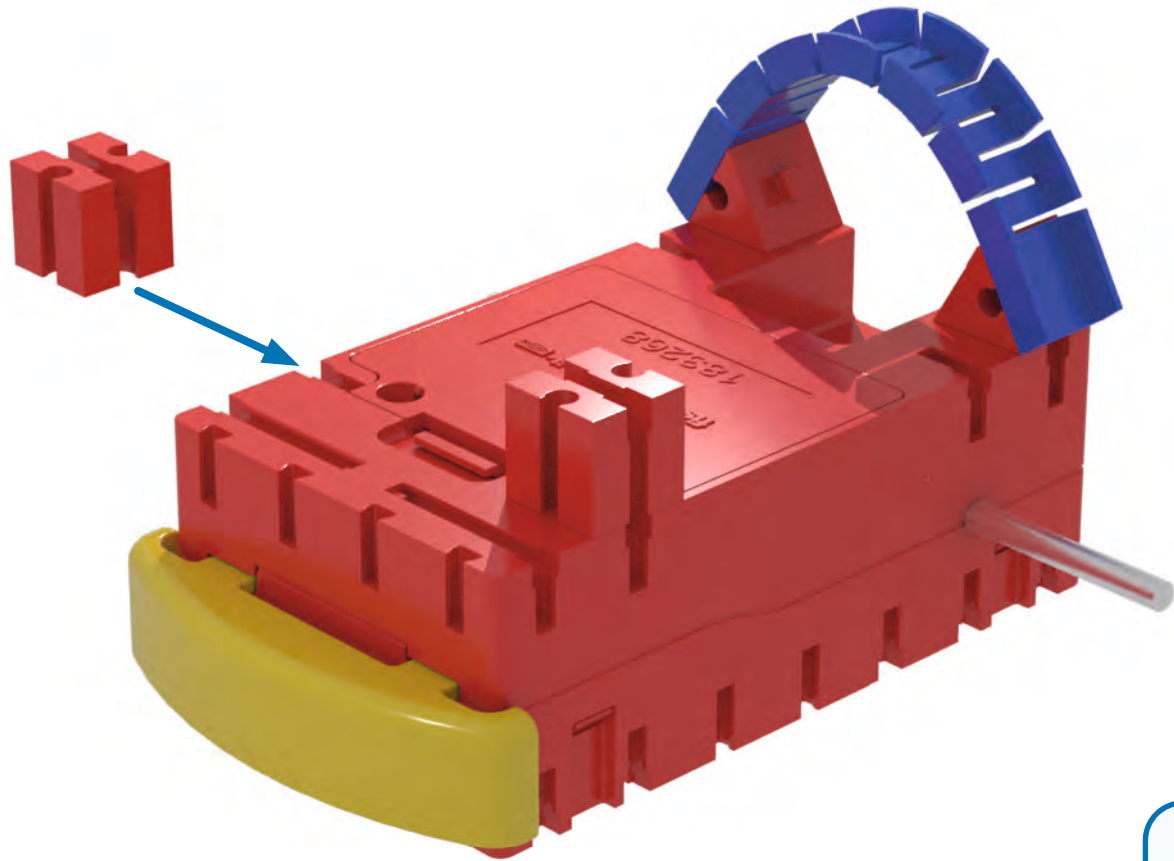
1



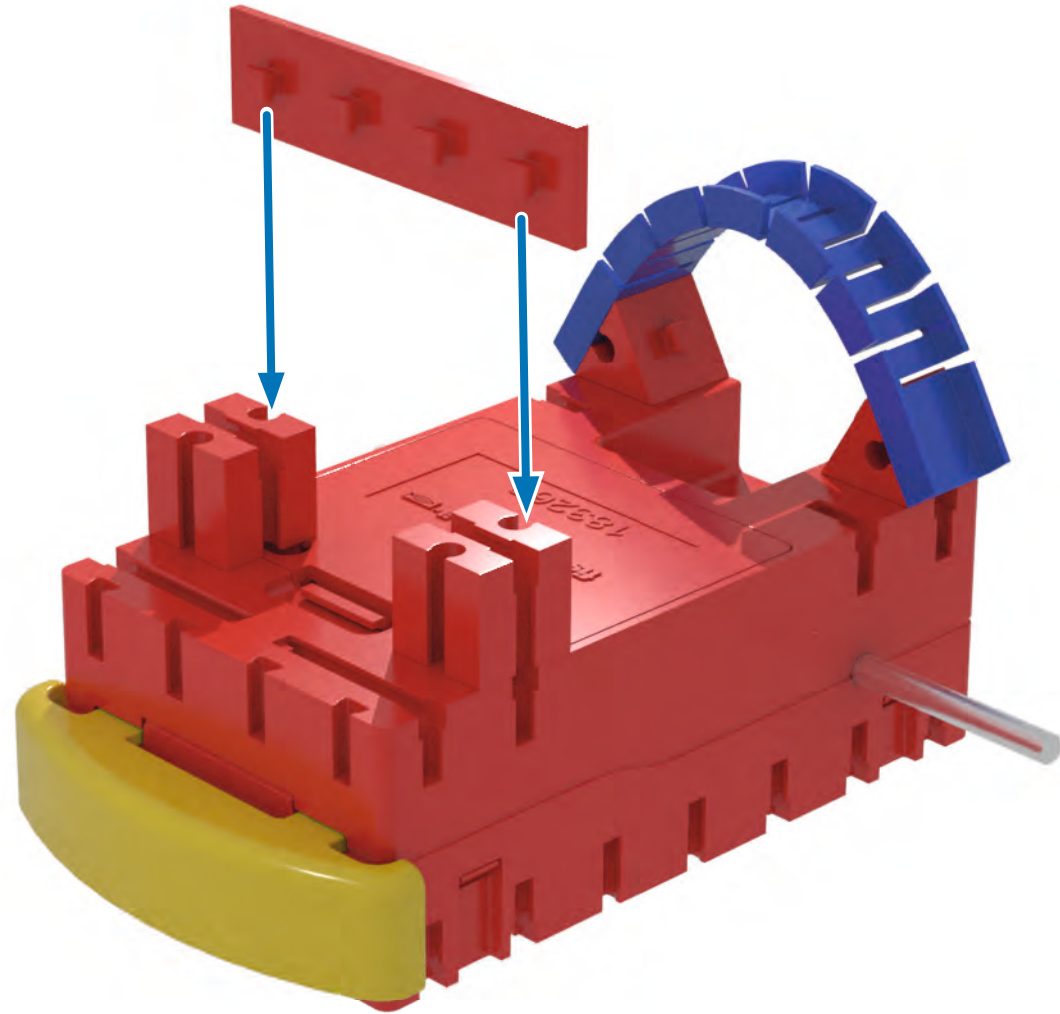
2



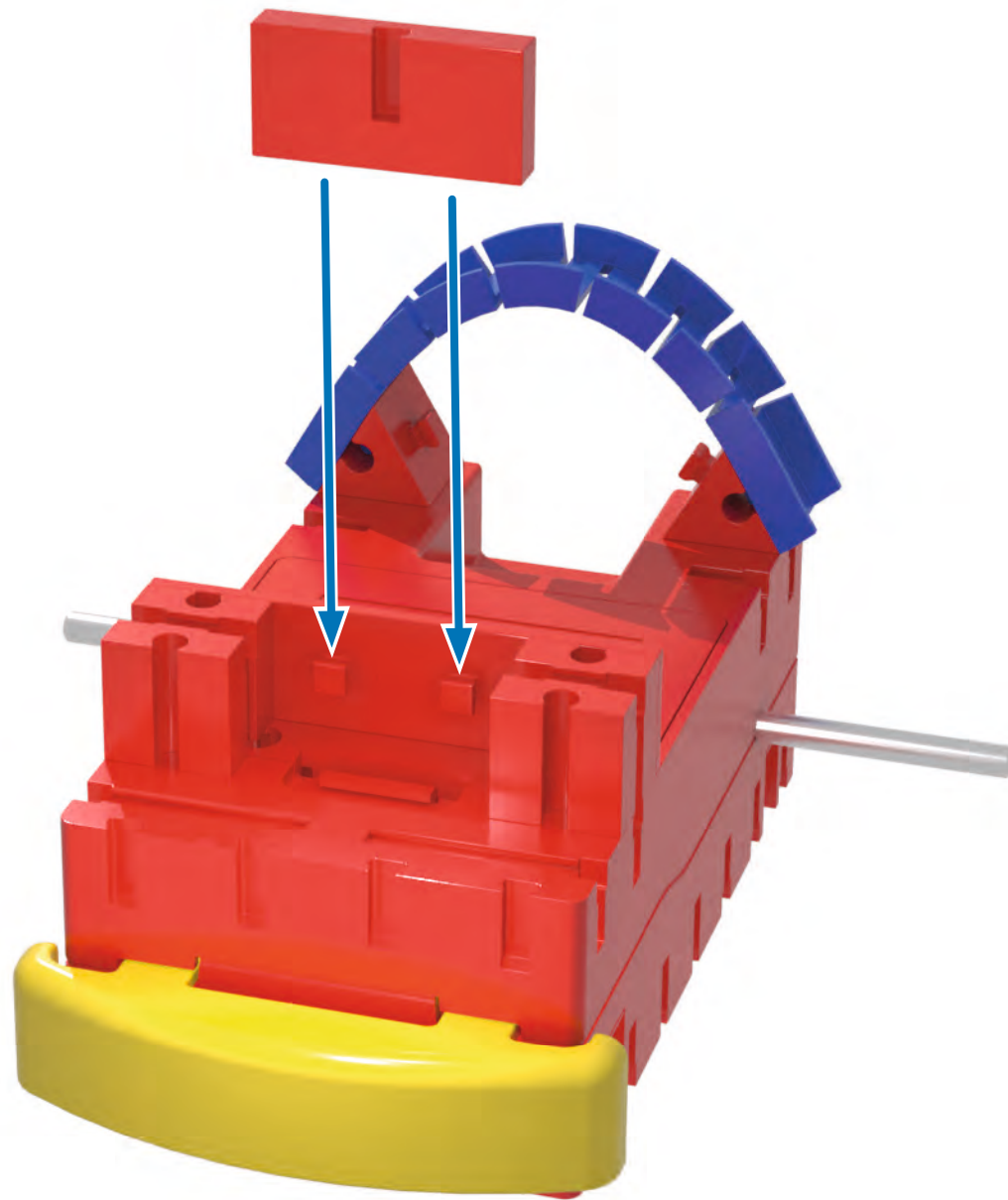
3



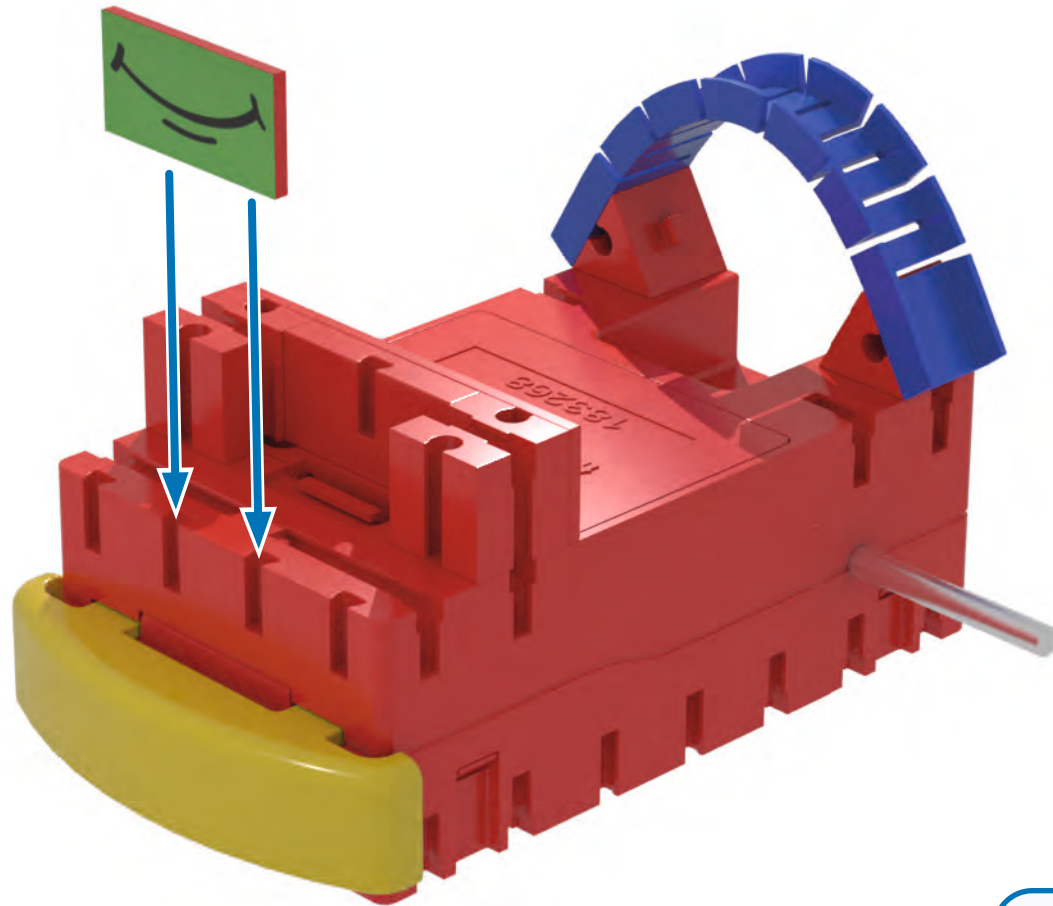
4




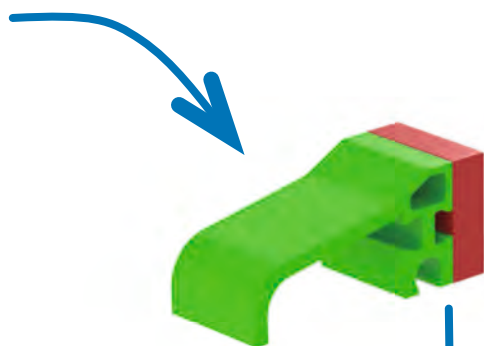

5



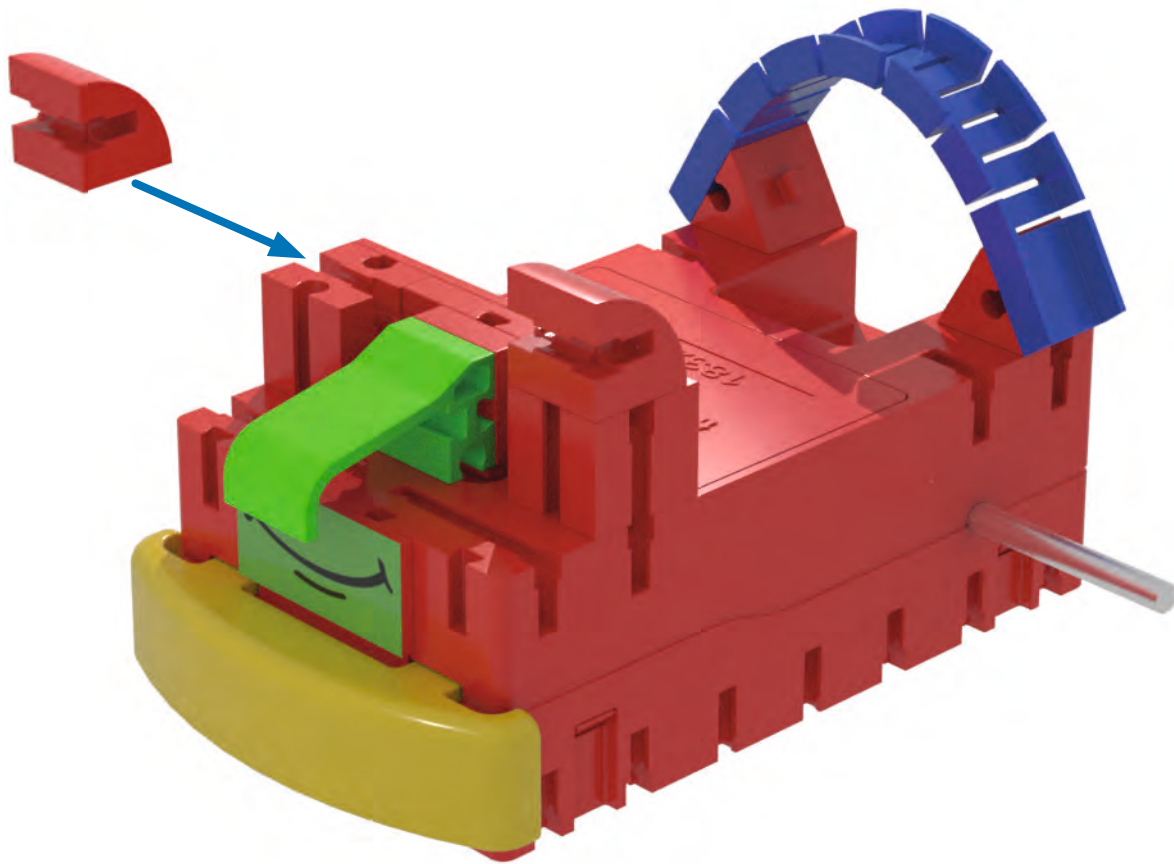
6



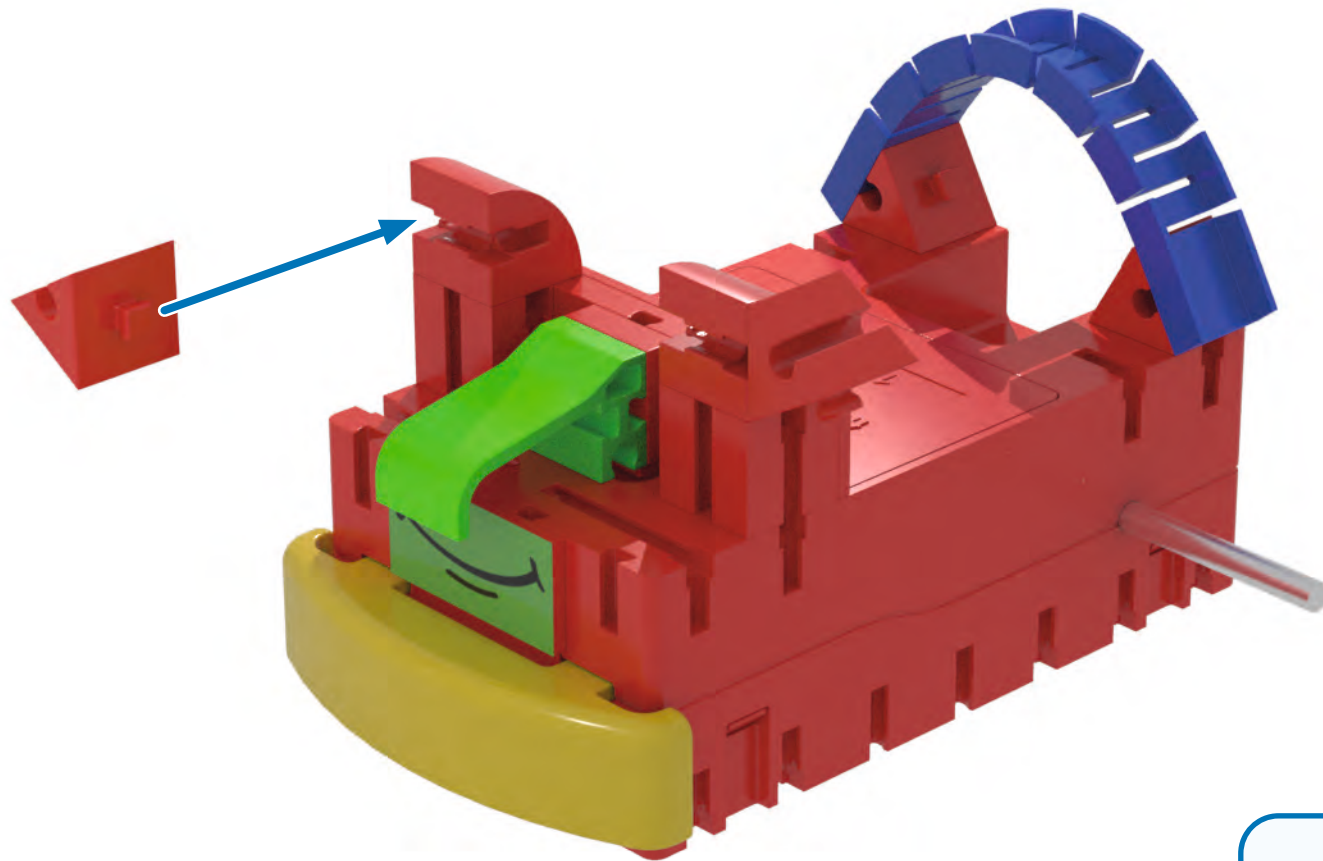
7




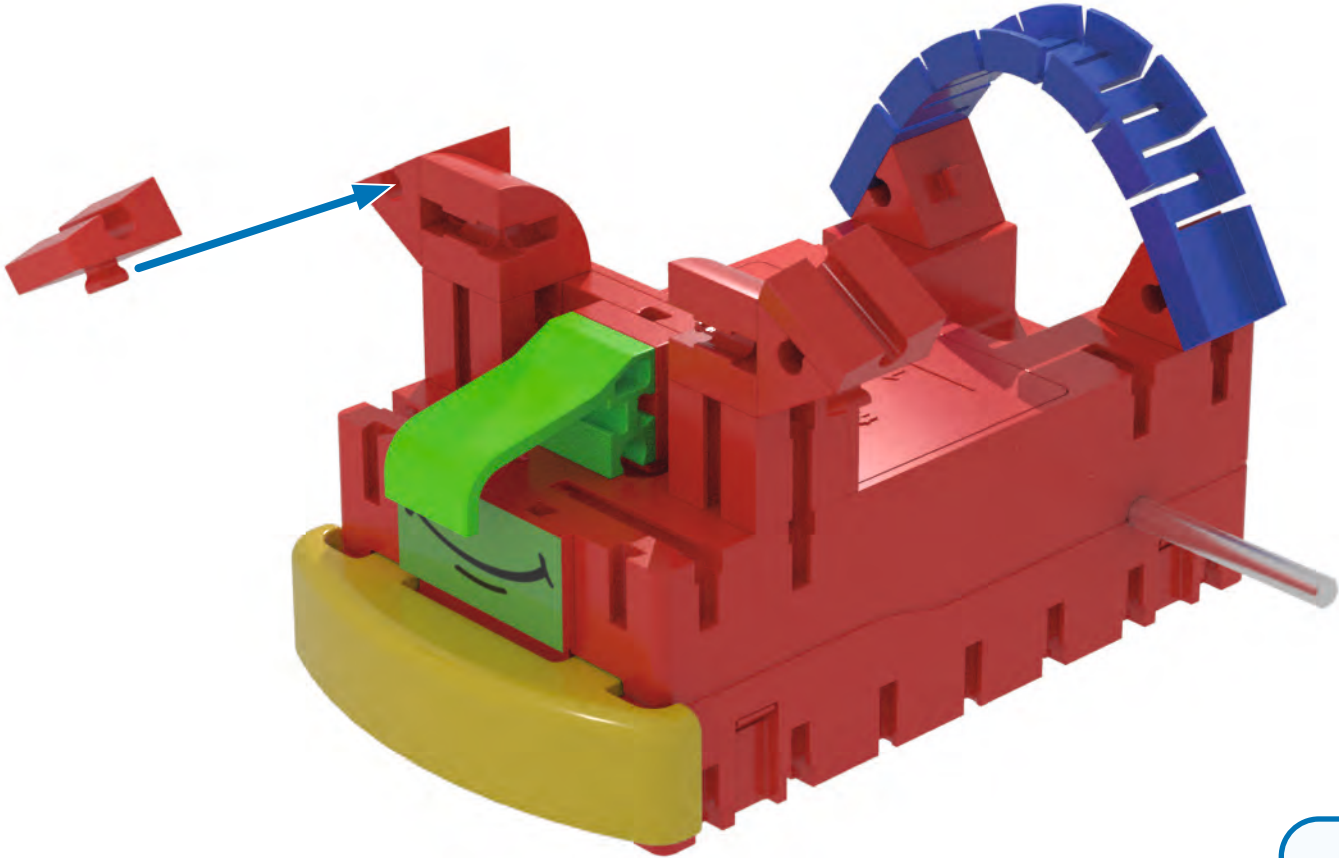
8




9



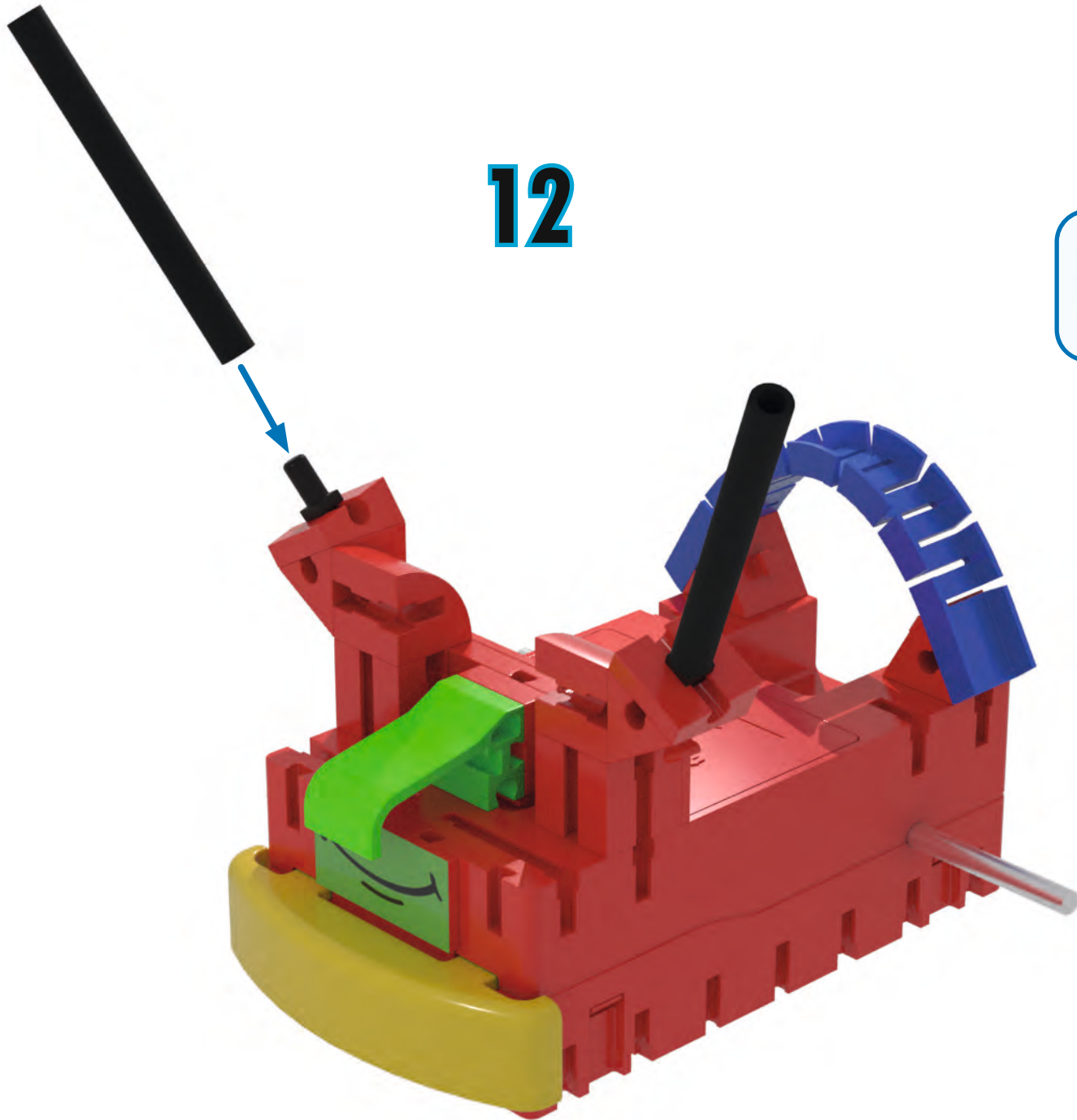
10




11




12



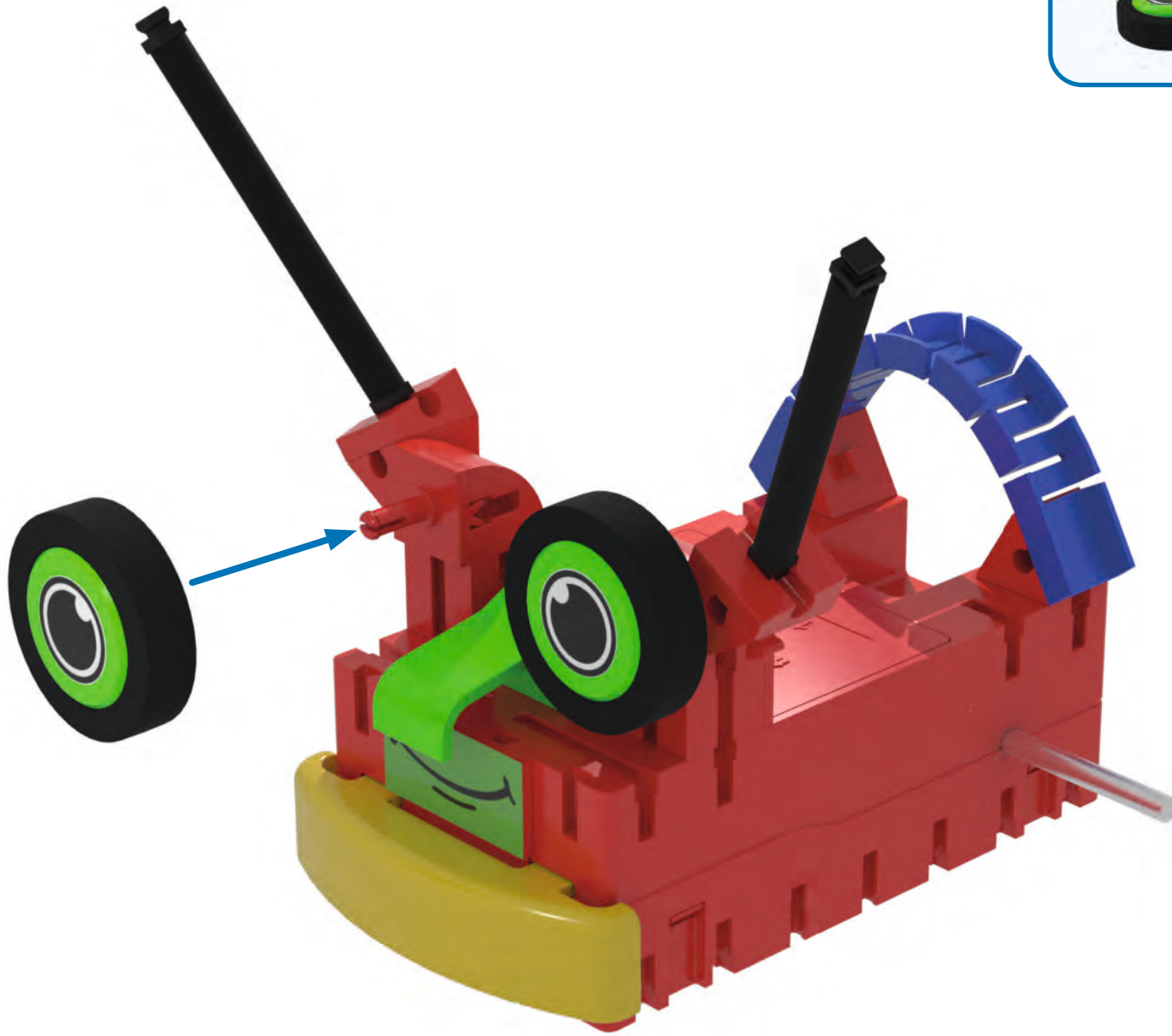
13



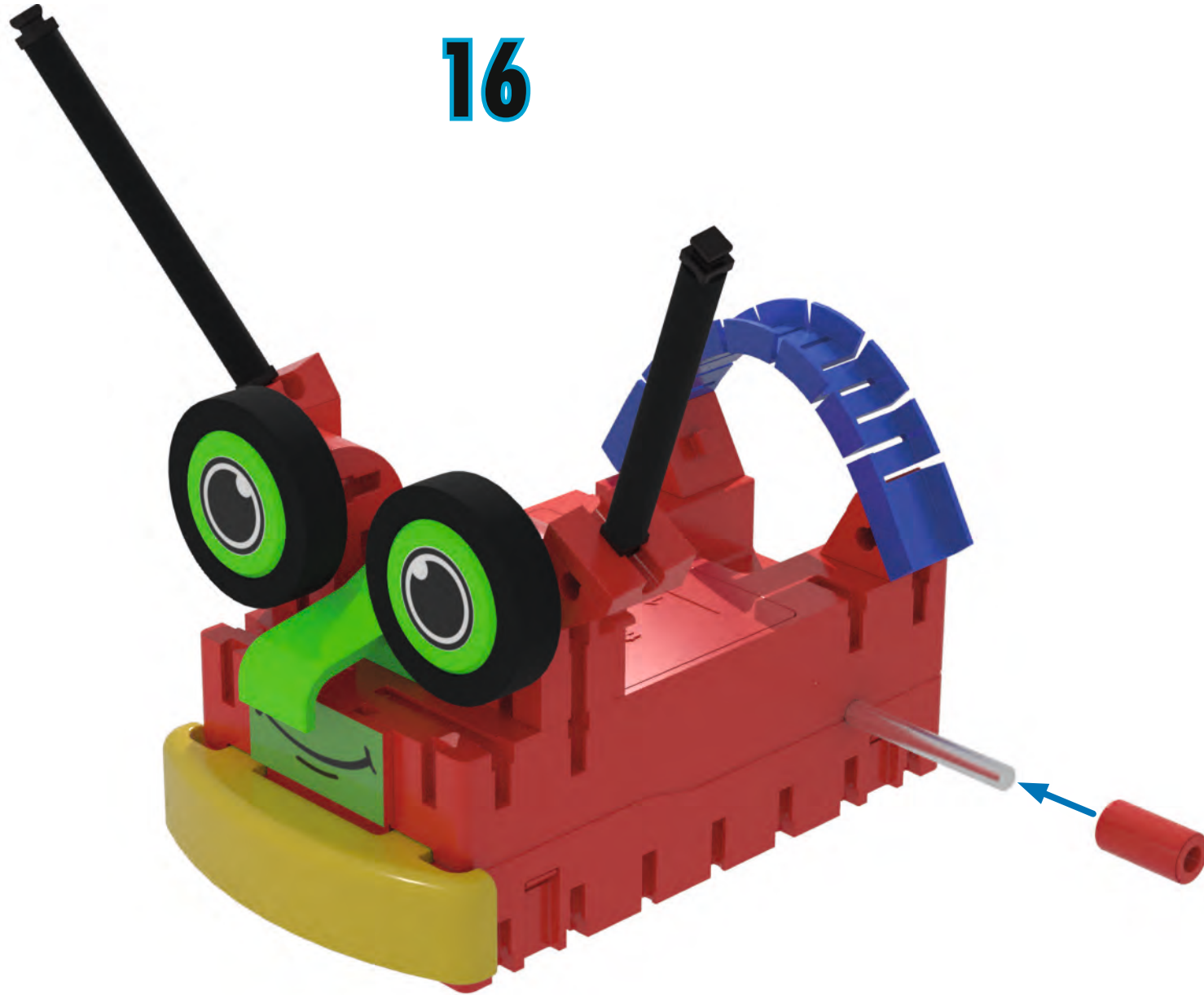
14




15




16



17





18



19



20





"FIRST CODING APP"
FOR ANDROID & iOS





<https://www.fischertechnik.de/elearning-firstcoding>





Gary


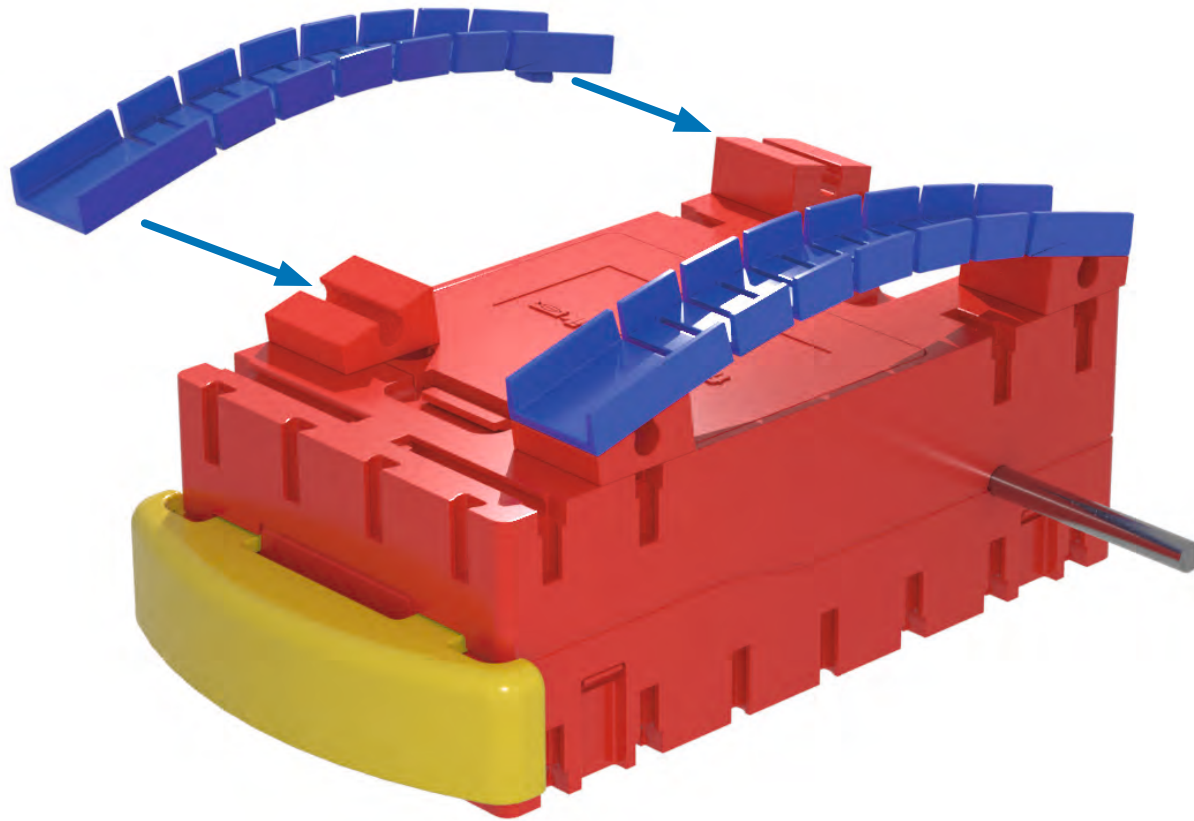
1




2




3



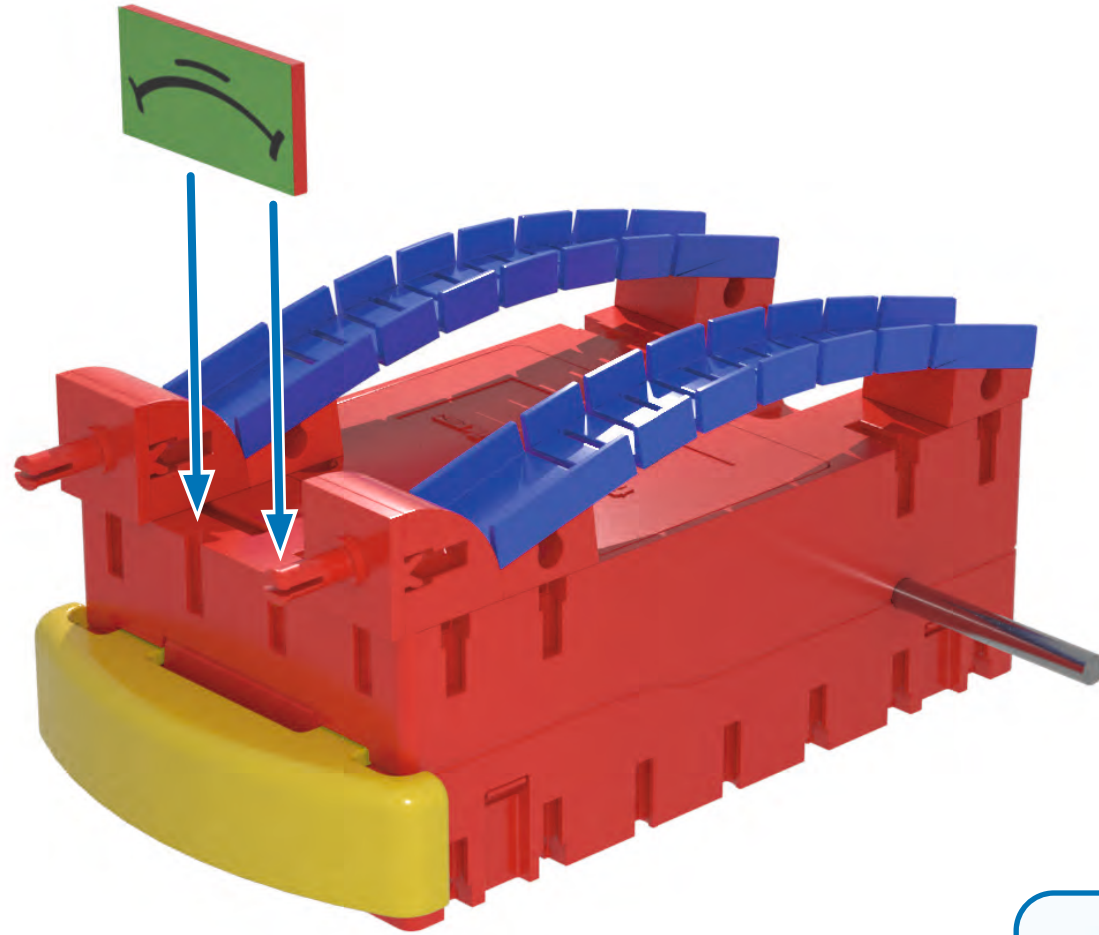
4




5



6

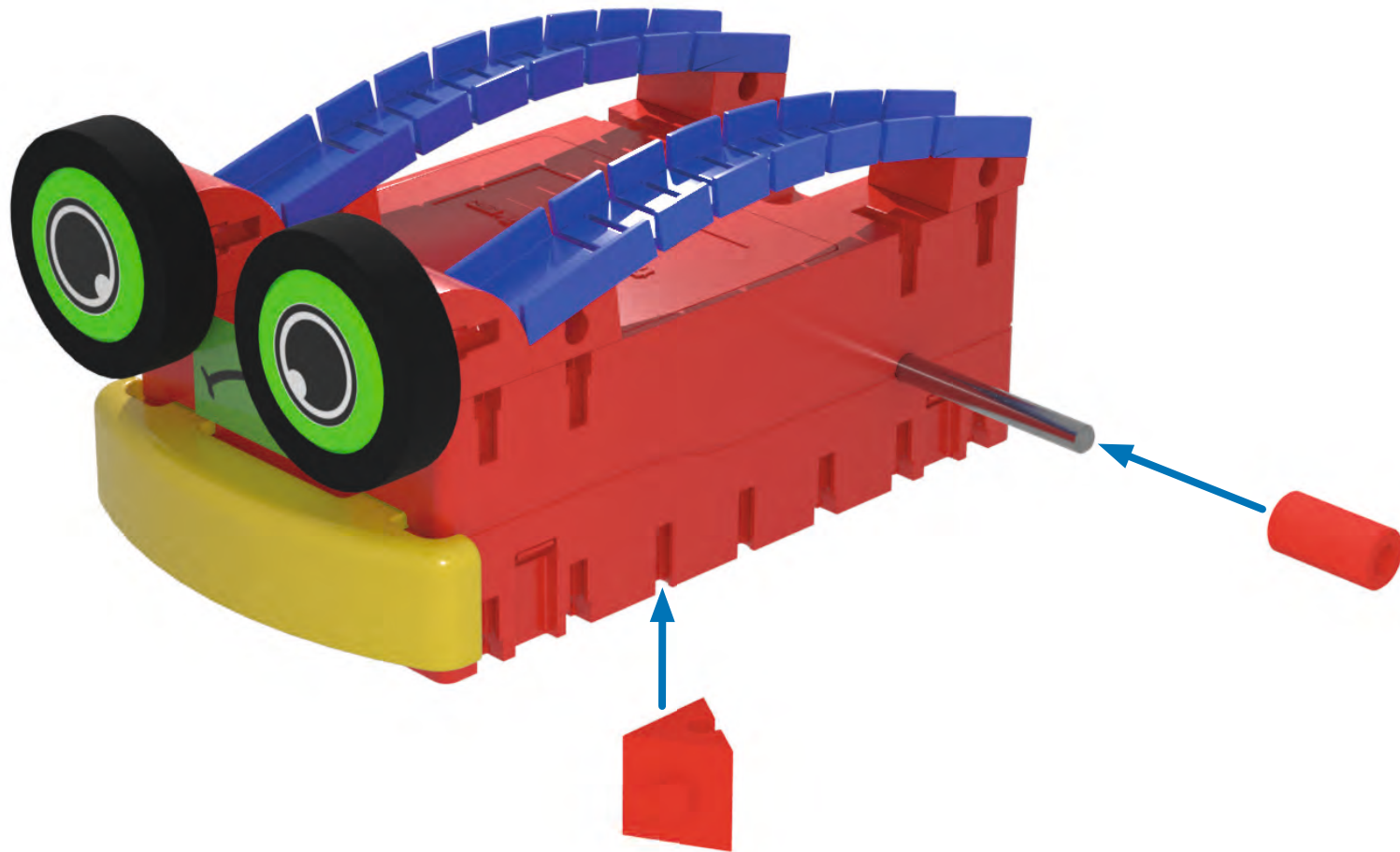


7






8

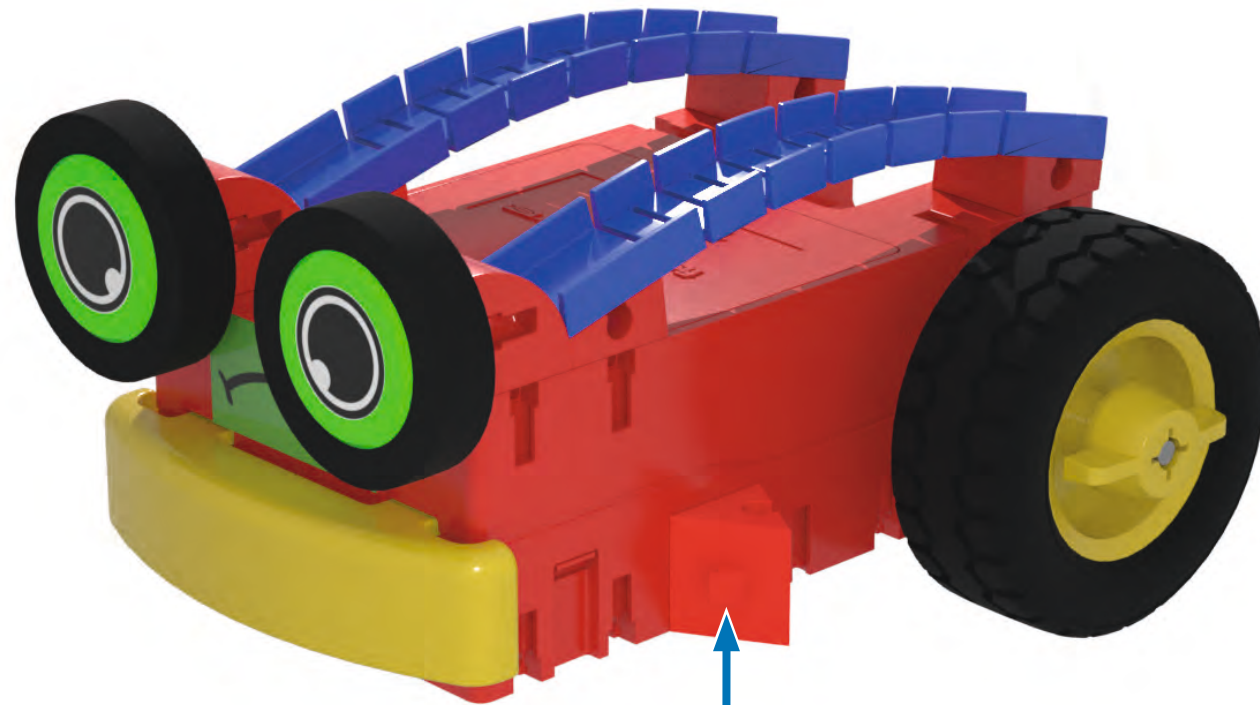


50

9

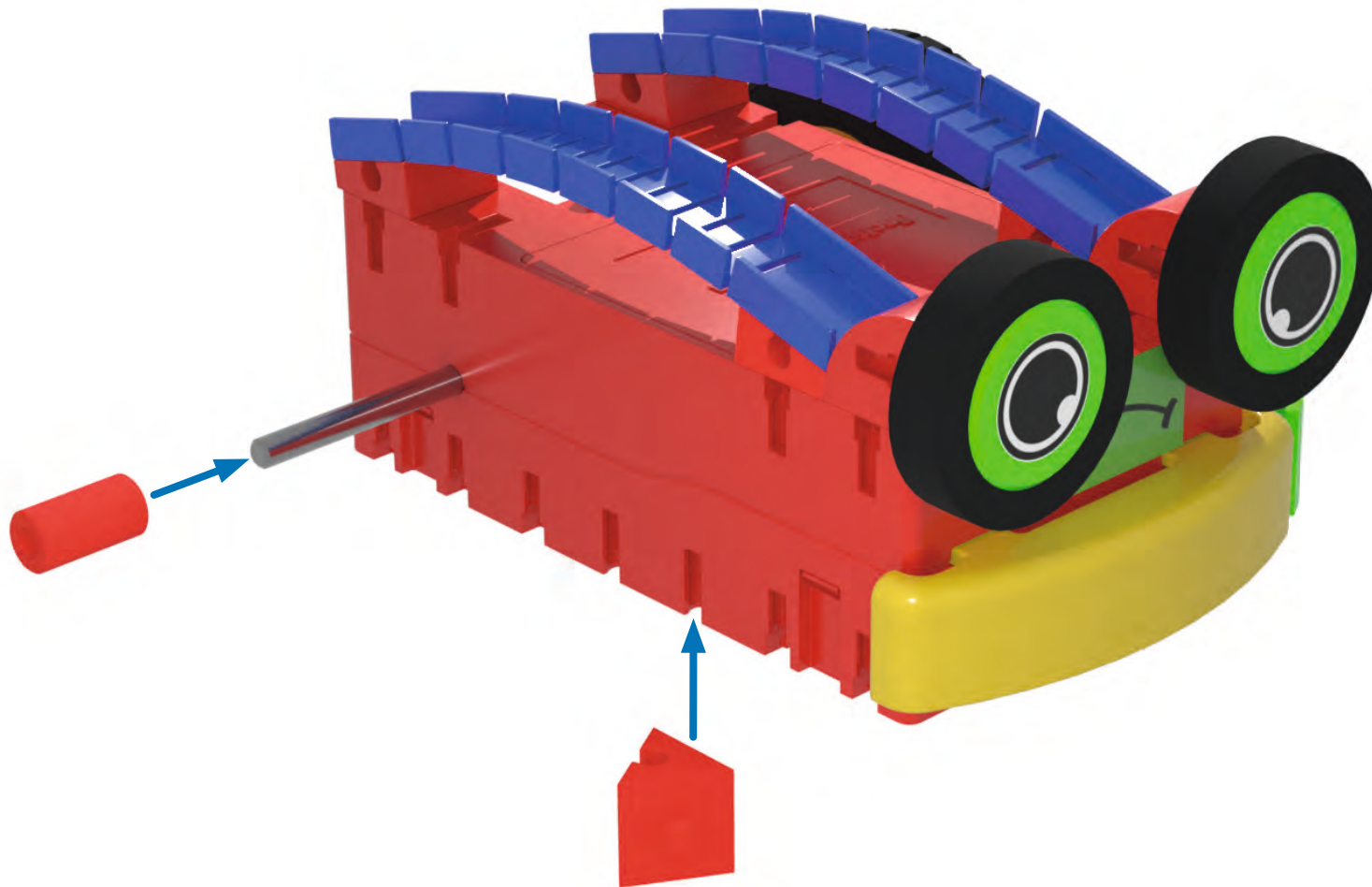


10




52

11






12




13




55



14





"FIRST CODING APP"
FOR ANDROID & iOS



[https://www.fischertechnik.de/
elearning-firstcoding](https://www.fischertechnik.de/elearning-firstcoding)